

Virtuosity
is in your hands

System GTTM

Rotary Files

*The complete shaping
and filling technique*



DENTSPLY
MAILLEFER

SystemGT®. The simple, integral and complete endodontic system

Developed by Dr. L. Stephen Buchanan

Successful

Make your root canal therapy procedures simpler, easier and more efficient

Introducing the first complete endodontic system offering integrated components, designed to make your root canal therapy procedures simpler, easier and more efficient.

The new SystemGT® endodontic system from Dentsply Maillefer features SystemGT® Rotary Files and corresponding GT® Obturators. This is designed for quick, easy matching of your final Shaping Objective File with the correct obturator plus everything else you need to put the combination to work for you.

Simple

The SystemGT® is a complete endodontic system. Rather than assembling all the different components you need to perform successful root canal therapy, now you can get everything in one compatible system.

For dentists ready to convert to these types of advanced endodontic techniques, the SystemGT® makes it exceptionally easy to begin. For current users of rotary files and traditional obturation techniques, the SystemGT® can enhance the simplicity and convenience of every procedure.


Integral

What makes the SystemGT® endodontic system superior is the way all the components are designed to work together.

SystemGT® Rotary Files

These innovative files provide significant advantages for efficient cleaning and shaping:

- Unparalleled flexibility and strength of nickel-titanium.
- Shorter handles for easier access to posterior teeth.
- Radially landed flutes help keep the file centered in the canal.
- Non-cutting tips help you avoid perforations and ledging.
- Varied pitch and sharpness along flutes reduce the potential for threading.
- Groupings of common tip sizes and maximum cutting diameters allow continuity in apical preparation and resistance form.



GT® Obturators


New GT® Obturators offer the inherent benefits of our proven carrier-based warm gutta-percha obturation:

- Plastic composition gives you the flexibility and tactile sense required for curved canals.
- "Alpha-phase" gutta-percha heats in seconds using our GT® Obturator Oven.
- Thermoplasticized gutta-percha flows from orifice to apex to produce a three-dimensional fill that even reaches lateral and accessory canals.
- GT® Obturators are designed to match the SystemGT® file used to achieve your final shaping objective, offering you unprecedented continuity.



Combine the canal preparation advantages of the SystemGT® Rotary Files with the simplicity and ease of use of corresponding GT® Obturators - in matching sizes coded for convenient selection - and you have a seamless transition from instrumentation to obturation. That's the unique concept behind SystemGT®.

4 steps,
4 instruments



1

Determine the “general” size of the canal.

● **Small canal**

Small roots include mandibular incisors, buccal roots of maxillary molars and mesial roots of mandibular molars. Use yellow-banded 20 series in these cases.

● **Medium canal**

Medium roots are often the maxillary premolars, mandibular premolars and sometimes mandibular anteriors. The blue-banded 30 series may be most appropriate here.

● **Large canal**

Large roots will generally be found in maxillary anteriors, mandibular cuspids, some mandibular single-canal premolars, and palatal roots of maxillary molars and distal roots of mandibular molars. The black-banded 40 series of instruments was designed to handle these cases.

2

Select the file sequence

● 20 serie for **small canals**



● 30 serie for **medium canals**



● 40 serie for **large canals**



Accessory files


These instruments are used for extra large canals or to enlarge the coronal part.



Speed setting: The 20, 30 and 40 series work best in a controlled-torque handpiece at 300 RPM. In some more difficult cases, you may find it appropriate to run these files at 150 RPM. The accessory files (35/.12, 50/.12, 70/.12, 90/.12) can be run at 500 RPM. With all the GT® instruments, be sure the file is rotating before engaging dentin.

3

Perform crown-down shaping, starting with the .10 and continuing with the .08, .06 and .04



*Recapitulation if necessary. Irrigate and thoroughly dry the canal.

4

Match the obturator to the file which reaches the working length and then obturate

Obturator

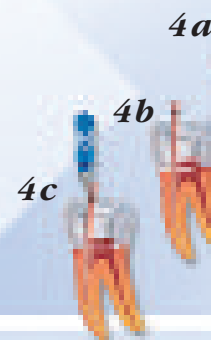


Taper rings
3 rings
= 6% = .06

Color band
Yellow = 20 serie



Gutta Percha



L'estremità può essere tagliata facilmente secondo le conicità ISO .04/.06/.08/.10



Serie 20
Canali stretti



Serie 30
Canali medi

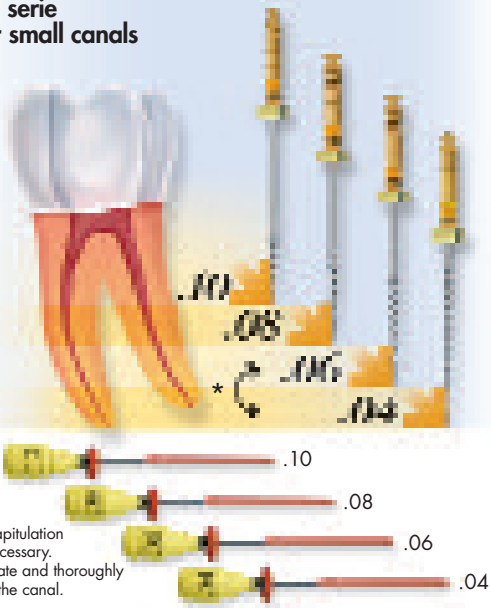


Serie 40
Canali larghi

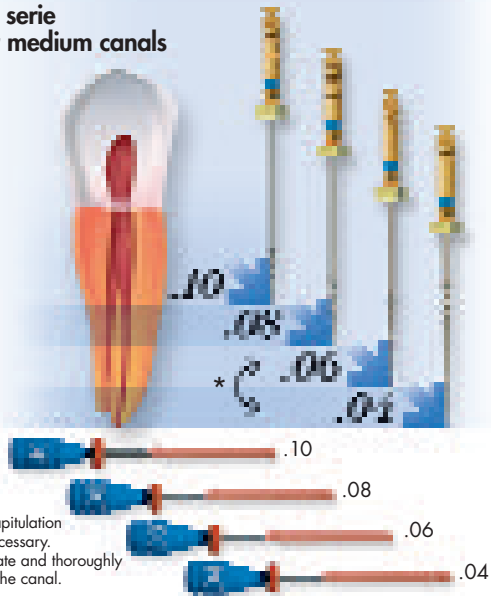
Successful - Simple - Integral - Complete

The complete endo system adapted to each canal size

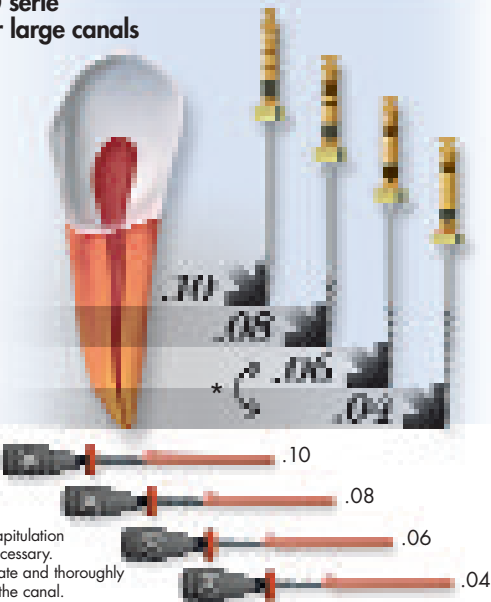
20 serie for small canals



30 serie for medium canals



40 serie for large canals



Complete

Not only does the SystemGT[®] endodontic system allow you to handle almost any case requiring root canal therapy - and do it predictably and efficiently. It also contains all the accessories you'll need to take full advantage of the system's benefits:


- SystemGT[®] Rotary Files
- GT[®] Obturators
- ThermaPrep[®] Plus oven
- TopSeal
- Paper Points
- Therma-Cut Bur
- Post Space Bur
- Endo Training Bloc
- Video Tape
- Contra-Angle

The advantages of the shapes created by SystemGT[®] Rotary Files are enhanced by the fill characteristics unique to the design of our new GT[®] Obturators. If you're already using GT[®] Rotary Files, you can make your procedures even more efficient by adding the convenience of matching GT[®] Obturators.

GT[™] Hand Files

These hand files demonstrate the same great features as GT[®] Rotary Files. So you can create a predetermined funnel shape more efficiently and in up to 60 percent less time than with traditional hand-filling methods. A 6 mm diameter, pear-shaped handle is ergonomically designed to fit the shape of your fingers when gripping the instrument.

Nickel Titanium
Hand Files, Tip 20



Refills (6 x)

REF A 0378	21 mm	.12
REF A 0378	21 mm	.10
REF A 0378	21 mm	.08
REF A 0378	21 mm	.06
REF A 0378	25 mm	.12
REF A 0378	25 mm	.10
REF A 0378	25 mm	.08
REF A 0378	25 mm	.06

Assortment (6 x)

REF A 0378	21 mm	.12	(1 x)
	21 mm	.10	(1 x)
	21 mm	.08	(2 x)
	21 mm	.06	(2 x)
REF A 0378	25 mm	.12	(1 x)
	25 mm	.10	(1 x)
	25 mm	.08	(2 x)
	25 mm	.06	(2 x)

SystemGT[®] Rotary Files

Assortiment 18, 21 or 25 mm

REF A 0480 (14 files)



20.10 - 20.08 - 20.06 - 20.04
 30.10 - 30.08 - 30.06 - 30.04
 40.10 - 40.08 - 40.06 - 40.04
 50.12 - 70.12

Refill (6x) 18, 21 or 25 mm

REF A 0420 ● 20 .10, .08, .06, .04
 REF A 0430 ● 30 .10, .08, .06, .04
 REF A 0440 ● 40 .10, .08, .06, .04

Accessory (6x) 18, 21 or 25 mm

REF A 0435 ● 35/.12
 REF A 0450 ● 50/.12
 REF A 0470 ● 70/.12
 REF A 0485 ○ 90/.12

GT[®] Obturators

Assortiment 25 mm

REF A 0481 (30 obturators)



3 x 20/.04 - 3 x 20/.06 - 3 x 20/.08
 3 x 20/.10 - 3 x 30/.04 - 3 x 30/.06
 3 x 30/.08 - 3 x 30/.10 - 1 x 40/.04
 1 x 40/.06 - 1 x 40/.08 - 1 x 40/.10
 1 x 50/.12 - 1 x 70/.12

Refill (6x) 25 mm

REF A 0421 ● 20 .10, .08, .06, .04
 REF A 0431 ● 30 .10, .08, .06, .04
 REF A 0441 ● 40 .10, .08, .06, .04

Accessory (6x) 25 mm

REF A 0436 ● 35/.12
 REF A 0451 ● 50/.12
 REF A 0471 ● 70/.12
 REF A 0486 ○ 90/.12



Intro Pack SystemGT[®]

A 0490	Intro Pack contents:
A 0480	SystemGT [®] Files (21/25 mm)
A 0491	Organizer
A 0177	Endo-Training-Bloc
A 0385-01	Anthogyr (1/128)
or A 0385-02	Anthogyr (1/64)
or	W&H (1/128)
or	W&H (1/70)
	Video

Creativity in the Art of Dentistry



Maillefer Instruments
 CH-1338 Ballaigues
 Switzerland
www.maillefer.ch

Successful - Simple - Integrated - Complete